

19,273-1

**Brittni Turner  
Hunt County Treasurer**

**FY 24: Monthly Report, September 2024**

FILED FOR RECORD  
at 1:30 o'clock 9 M

**JAN 28 2025**

BECKY LANDRUM  
County Clerk, Hunt County, Tex.  
By 

The Treasurers' Monthly Report includes money received and disbursed as well as funds invested and debt due by Hunt County. The Treasurer's Books and the Auditor's General Ledger agree. The Bank Statements have been reconciled and approved by the County Auditor.


This affidavit must state the amount of cash and other assets that are in the custody of the county treasurer at the time of the examination. (LGC 114.026) **Month End Balance: \$57,090,612.11**


Therefore, Brittni Turner, County Treasurer of Hunt County, Texas, who being fully sworn, upon oath says that the within and foregoing report is true and correct to the best of her knowledge.

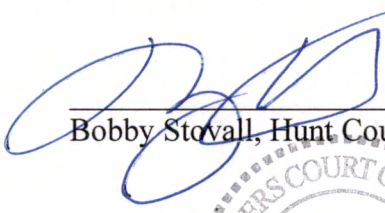
This report will be filed with accompanying reports this 28<sup>th</sup> day of January, 2025.

  
Brittni Turner, Hunt County Treasurer

Commissioners' Court having compared and examined the Treasurer's Report as presented and subject to independent auditor's review, certify the report to be correct and therefore request it be filed with the official minutes of this meeting. LGC 114.026(c)


  
Mark Hutchins, Comm., Pct #1

  
Garry Smith, Comm., Pct #3

  
Bobby Stovall, Hunt County Judge



  
David Monroe, Comm., Pct #2

  
Steven Harrison, Comm., Pct #4

**Hunt County Treasurer  
Monthly Report  
September 2024**

Hunt County Funds	Beginning Balance	Money Received	Money Disbursed	Transfer In/Out Investment	Month End Balance
10-GENERAL	3,050,457.30	2,078,158.06	-4,108,147.49	2,000,000.00	3,020,467.87
10-Texas CLASS G.O.	9,052,674.14	37,227.73	0.00	-1,000,000.00	8,089,901.87
10-TexPool Investment	1,216,844.48	5,164.44	0.00	0.00	1,222,008.92
10-TexStar Investment	3,181,209.63	13,415.61	0.00	0.00	3,194,625.24
10-Inwood Nat'l Bank CD # 8263	656,302.39	2,779.42	0.00	0.00	659,081.81
10-Logic G.O.	3,468,485.60	12,374.01	0.00	-1,000,000.00	2,480,859.61
<b>10-General Fund Totals:</b>	<b>20,625,973.54</b>	<b>2,149,119.27</b>	<b>-4,108,147.49</b>	<b>0.00</b>	<b>18,666,945.32</b>
15-Exchange Bldg	1,389,418.51	79,255.81	-43,024.65	0.00	1,425,649.67
20-Law Library	103,366.69	7,656.06	-1,431.38	0.00	109,591.37
21-R&B #1	128,594.00	69,566.05	-349,700.51	300,000.00	148,459.54
21-R&B #1, Texas CLASS	720,002.53	3,129.25	0.00	0.00	723,131.78
21-R&B #1, TexPool Invest.	56,738.68	240.79	0.00	0.00	56,979.47
21-R&B #1, Logic	687,134.12	2,192.80	0.00	-300,000.00	389,326.92
<b>21-R&amp;B #1 Fund Totals:</b>	<b>1,592,469.33</b>	<b>75,128.89</b>	<b>-349,700.51</b>	<b>0.00</b>	<b>1,317,897.71</b>
22-R&B #2	251,793.91	160,016.19	-458,417.02	70,000.00	23,393.08
22-R&B #2, Texas CLASS	574,539.84	2,497.06	0.00	0.00	577,036.90
22-R&B #2, TexPool Invest.	56,730.88	240.74	0.00	0.00	56,971.62
22-R&B #2, Logic	551,699.85	2,194.77	0.00	-70,000.00	483,894.62
<b>22-R&amp;B #2 Fund Totals:</b>	<b>1,434,764.48</b>	<b>164,948.76</b>	<b>-458,417.02</b>	<b>0.00</b>	<b>1,141,296.22</b>
23-R&B #3	210,437.46	79,153.68	-221,946.94	0.00	67,644.20
23-R&B #3, Texas CLASS	1,082,068.26	4,702.85	0.00	0.00	1,086,771.11
23-R&B #3, TexPool Invest	102,683.95	435.80	0.00	0.00	103,119.75
23-R&B #3, Logic	342,848.72	1,474.43	0.00	0.00	344,323.15
<b>23-R&amp;B #3 Fund Totals:</b>	<b>1,738,038.39</b>	<b>85,766.76</b>	<b>-221,946.94</b>	<b>0.00</b>	<b>1,601,858.21</b>
24-R&B #4	119,316.26	145,370.08	-360,759.33	285,000.00	188,927.01
24-R&B #4, Texas CLASS	192,099.55	834.88	0.00	0.00	192,934.43
24-R&B #4, TexPool Invest	58,520.76	248.38	0.00	0.00	58,769.14
24-R&B #4, Logic	487,076.89	1,370.57	0.00	-285,000.00	203,447.46
<b>24-R&amp;B #4 Fund Totals:</b>	<b>857,013.46</b>	<b>147,823.91</b>	<b>-360,759.33</b>	<b>0.00</b>	<b>644,078.04</b>
25-Health Private	-20,101.41	2,953.83	-7,603.89	0.00	-24,751.47
26-State Health Services	-36,626.44	3,084.80	-34,027.86	0.00	-67,569.50
27-Hunt County Grants	-88,132.64	9,560.17	-156,824.38	0.00	-235,396.85
27-SB22 Sheriff, Texas CLASS	30,679.25	133.33	0.00	0.00	30,812.58
27-SB22 CA, Texas CLASS	160,147.91	696.03	0.00	0.00	160,843.94
27-SB22 DA, Texas CLASS	175,160.29	761.26	0.00	0.00	175,921.55
<b>27-Hunt County Grants Totals:</b>	<b>277,854.81</b>	<b>11,150.79</b>	<b>-156,824.38</b>	<b>0.00</b>	<b>132,181.22</b>
41-American Rescue Plan Funds	0.00	27,915.00	-303,500.00	211,500.00	-64,085.00
41-ARPA Funds - Texas CLASS	8,483,679.79	36,423.83	0.00	-211,500.00	8,308,603.62
<b>41-ARPA Funds - Totals:</b>	<b>8,483,679.79</b>	<b>64,338.83</b>	<b>-303,500.00</b>	<b>0.00</b>	<b>8,244,618.62</b>
44-Road Bonds	0.00	0.00	0.00	0.00	0.00
44-Road Bonds, Logic	3,455,771.17	14,861.78	0.00	0.00	3,470,632.95
<b>44-Road Bond Totals:</b>	<b>3,455,771.17</b>	<b>14,861.78</b>	<b>0.00</b>	<b>0.00</b>	<b>3,470,632.95</b>
45-Capital Improvement	-870.85	0.00	-106,177.20	34,899.10	-72,148.95
45-Capital Improvement Logic	12,837,141.89	55,118.12	0.00	-34,899.10	12,857,360.91
45-Capital Improvement TxPool	3,689,550.17	15,658.97	0.00	0.00	3,705,209.14
<b>45-Capital Improvement Totals:</b>	<b>16,525,821.21</b>	<b>70,777.09</b>	<b>-106,177.20</b>	<b>0.00</b>	<b>16,490,421.10</b>
61-Right of Way Fund	13,165.62	0.00	0.00	0.00	13,165.62
61-Right of Way Fund TxPool	10,589.29	44.95	0.00	0.00	10,634.24
<b>61-Right of Way Fund Totals</b>	<b>23,754.91</b>	<b>44.95</b>	<b>0.00</b>	<b>0.00</b>	<b>23,799.86</b>

**Hunt County Treasurer  
Monthly Report  
September 2024**

Hunt County Funds	Beginning Balance	Money Received	Money Disbursed	Transfer In/Out Investment	Month End Balance
66-Self-Insured Insurance Fund	-798,188.68	1,108,824.20	-872,128.25	0.00	-561,492.73
66-Self-Insured Ins. - Texas Class	110,715.80	481.20	0.00	0.00	111,197.00
<b>66-Self Insurance Fund Totals:</b>	<b>-687,472.88</b>	<b>1,109,305.40</b>	<b>872,128.25</b>	<b>0.00</b>	<b>-450,295.73</b>
68-JP, DDC Fee Fund	77,350.74	471.28	-14.47	0.00	77,807.55
70-Voter Admin 19	-7,648.10	12,314.06	-3,777.84	0.00	888.12
71-DC Records Management	6,968.29	2.91	-7,388.30	0.00	-417.10
72-HAVA/CARES Grant	0.00	0.00	0.00	0.00	0.00
74-Elections Special	135,750.94	0.00	-2,319.61	0.00	133,431.33
75-CA-DWI	21,646.85	328.65	0.00	0.00	21,975.50
77-PreTrial Intervention	171,310.26	3,766.00	-20,633.27	0.00	154,442.99
81-CC RMPF	8,177.57	21,715.00	-5,590.31	-15,709.73	8,592.53
81-CC RMPF - Texas Class	1,592,640.26	6,955.13	0.00	15,709.73	1,615,305.12
<b>81-CC RMPF Totals</b>	<b>1,600,817.83</b>	<b>28,670.13</b>	<b>-5,590.31</b>	<b>0.00</b>	<b>1,623,897.65</b>
82-Courthouse Security	277,376.77	6,138.97	-1,289.14	0.00	282,226.60
83-Justice Court Sec.	64,471.97	446.40	-1,164.08	0.00	63,754.29
84-District Clerk Archive	72,486.46	20.00	0.00	0.00	72,506.46
85-Co & District Court Techn	20,783.65	165.22	0.00	0.00	20,948.87
86-County Record Preservation	243,285.06	7,003.74	0.00	0.00	250,288.80
87-Justice Court Technology	33,578.75	1,470.21	-980.21	0.00	34,068.75
88-County Clerk Archive	718,811.11	20,810.00	0.00	0.00	739,621.11
89-County Record Mgt Preserve	149,289.20	1,053.91	0.00	0.00	150,343.11
91-TCOLE	53,610.90	0.00	-11,082.65	0.00	42,528.25
95-Juv Prob. Local Funds	489,333.01	2,737.96	-56,383.84	0.00	435,687.13
96-Juv Prob Grant Funds	81,797.68	68,695.25	-106,320.44	0.00	44,172.49
<hr/>					
50-Debt Service (I&S)	44,469.71	3,350.02	-133.67	0.00	47,686.06
50-Debt Service TexPool Inv	167,788.47	712.09	0.00	0.00	168,500.56
<b>50-Debt Service Fund Totals:</b>	<b>212,258.18</b>	<b>4,062.11</b>	<b>-133.67</b>	<b>0.00</b>	<b>216,186.62</b>
<hr/>					
<b>Total of Funds:</b>	<b>33,905,478.43</b>	<b>2,891,406.66</b>	<b>-6,065,138.48</b>	<b>0.00</b>	<b>57,090,612.11</b>

**Hunt County Treasurer  
Monthly Report  
September 2024**

**HUNT COUNTY DEBT**

	<b>Mo. Beginning</b>	<b>Payment</b>	<b>Balance Due</b>
Reserve St Comptroller I	\$670,331.26	-\$1,888.23	<b>\$668,443.03</b>
Reserve St Comptroller II	\$0.00	\$0.00	<b>\$0.00</b>
Reserve St Comptroller III	\$122,276.35	-\$2,960.00	<b>\$119,316.35</b>
Reserve St Comptroller IV	\$272,221.07	-\$2,367.00	<b>\$269,854.07</b>
2017 Road Bonds Payable	\$4,870,000.00	\$0.00	<b>\$4,870,000.00</b>
2021 Road Bonds Payable	\$4,795,000.00	\$0.00	<b>\$4,795,000.00</b>
Bond Premium Payable	-\$57,943.50	\$0.00	<b>-\$57,943.50</b>
2017 Road Bond Premium	\$289,750.00	\$0.00	<b>\$289,750.00</b>
2021 Road Bond Premium	\$330,337.50	\$0.00	<b>\$330,337.50</b>
Liability Comp Absence	\$605,957.00	\$0.00	<b>\$605,957.00</b>
Tillman Tower Lease	\$211,675.23	-\$547.21	<b>\$211,128.02</b>
SBA Tower Celeste	\$715,028.71	-\$708.29	<b>\$714,320.42</b>
SBC Tower Commerce	\$715,028.71	-\$708.29	<b>\$714,320.42</b>
Konica Copier Lease	\$234,585.28	-\$4,049.33	<b>\$230,535.95</b>
OPEB Pension Liability	\$12,655,364.00	\$0.00	<b>\$12,655,364.00</b>
GASB 68 Pension Liability	\$6,514,278.00	\$0.00	<b>\$6,514,278.00</b>
Def. Resource Inflow Pensn	\$2,883,459.00	\$0.00	<b>\$2,883,459.00</b>
Def. Inflow Resources-OPEB	\$1,714,843.00	\$0.00	<b>\$1,714,843.00</b>
<b>Totals:</b>	<b>\$37,542,191.61</b>	<b>-\$13,228.35</b>	<b>\$37,528,963.26</b>

## Invested Funds September 2024

GENERAL Fund	Rate	Month Balance	
Logic	5.2340%	2,480,859.61	15.86%
Texpool	5.1637%	1,222,008.92	7.81%
Texstar	5.1324%	3,194,625.24	20.42%
Texas CLASS	5.2917%	8,089,901.87	51.70%
Inwood Ntl CD 8263 - Maturity Date 10/10/24	5.0000%	659,081.81	4.21%
<b>TOTAL:</b>		<b>15,646,477.45</b>	<b>100.00%</b>

Road & Bridge 1	Rate	Month Balance	
Logic	5.2340%	389,326.92	33.29%
Texpool	5.1637%	56,979.47	4.87%
Texas CLASS	5.2917%	723,131.78	61.84%
<b>TOTAL:</b>		<b>1,169,438.17</b>	<b>100.00%</b>

Road & Bridge 2	Rate	Month Balance	
Logic	5.2340%	483,894.62	43.29%
Texpool	5.1637%	56,971.62	5.10%
Texas CLASS	5.2917%	577,036.90	51.62%
<b>TOTAL:</b>		<b>1,117,903.14</b>	<b>100.00%</b>

Road & Bridge 3	Rate	Month Balance	
Logic	5.2340%	344,323.15	22.44%
Texpool	5.1637%	103,119.75	6.72%
Texas CLASS	5.2917%	1,086,771.11	70.84%
<b>TOTAL:</b>		<b>1,534,214.01</b>	<b>100.00%</b>

Road & Bridge 4	Rate	Month Balance	
Logic	5.2340%	203,447.46	44.70%
Texpool	5.1637%	58,769.14	12.91%
Texas CLASS	5.2917%	192,934.43	42.39%
<b>TOTAL:</b>		<b>455,151.03</b>	<b>100.00%</b>

Hunt County Grants - SB22	Rate	Month Balance	
Sheriff - Texas CLASS	5.2917%	30,812.58	8.38%
CA - Texas CLASS	5.2917%	160,843.94	43.76%
DA - Texas CLASS	5.2917%	175,921.55	47.86%
<b>TOTAL:</b>		<b>367,578.07</b>	<b>100.00%</b>

Capital Improvement	Rate	Month Balance	
Logic	5.2340%	12,857,360.91	77.63%
Texpool	5.1637%	3,705,209.14	22.37%
<b>TOTAL:</b>		<b>16,562,570.05</b>	<b>100.00%</b>

# Invested Funds September 2024

ARPA Funds	Rate	Month Balance	
Texas CLASS	5.2917%	8,308,603.62	100.00%
<b>TOTAL:</b>		<b>8,308,603.62</b>	<b>100.00%</b>

Self-Insurance Fund	Rate	Month Balance	
Texas CLASS	5.2917%	111,197.00	100.00%
<b>TOTAL:</b>		<b>111,197.00</b>	<b>100.00%</b>

Co. Clerk Records Mgmt & Preservation	Rate	Month Balance	
Texas CLASS	5.2917%	1,615,305.12	100.00%
<b>TOTAL:</b>		<b>1,615,305.12</b>	<b>100.00%</b>


(Also at 100% each as stated below)

Logic: Road Bonds	3,470,632.95
TexPool: Right of Way	10,634.24
TexPool: Debt Service I&S	168,500.56

**Total Investments:** **\$50,538,205.41**

19,273-2

**Brittini Turner**  
**Hunt County Treasurer**  
  
**FY 25: Monthly Report, October 2024**

**FILED FOR RECORD**  
at 1:30 o'clock P M  
**JAN 28 2025**  
**BECKY LANDRUM**  
County Clerk, Hunt County, Tex.  
By 

The Treasurers' Monthly Report includes money received and disbursed as well as funds invested and debt due by Hunt County. The Treasurer's Books and the Auditor's General Ledger agree. The Bank Statements have been reconciled and approved by the County Auditor.


This affidavit must state the amount of cash and other assets that are in the custody of the county treasurer at the time of the examination. (LGC 114.026) **Month End Balance: \$53,677,433.20**


Therefore, Brittini Turner, County Treasurer of Hunt County, Texas, who being fully sworn, upon oath says that the within and foregoing report is true and correct to the best of her knowledge.

This report will be filed with accompanying reports this 28<sup>th</sup> day of January, 2025.

  
\_\_\_\_\_  
Brittini Turner, Hunt County Treasurer


Commissioners' Court having compared and examined the Treasurer's Report as presented and subject to independent auditor's review, certify the report to be correct and therefore request it be filed with the official minutes of this meeting. LGC 114.026(c)


  
\_\_\_\_\_  
Mark Hutchins, Comm., Pct #1

  
\_\_\_\_\_  
Garry Smith, Comm., Pct #3

  
\_\_\_\_\_  
Bobby Stoyall, Hunt County Judge



  
\_\_\_\_\_  
David Monroe, Comm., Pct #2

  
\_\_\_\_\_  
Steven Harrison, Comm., Pct #4

**Hunt County Treasurer  
Monthly Report  
October 2024**

Hunt County Funds	Beginning Balance	Money Received	Money Disbursed	Transfer In/Out Investment	Month End Balance
10-GENERAL	2,991,509.79	1,752,204.36	-5,363,629.89	2,915,000.00	2,295,084.26
10-Texas CLASS G.O.	8,089,901.87	28,850.63	0.00	-3,000,000.00	5,118,752.50
10-TexPool Investment	1,222,008.92	5,099.08	0.00	0.00	1,227,108.00
10-TexStar Investment	3,194,625.24	13,219.46	0.00	0.00	3,207,844.70
10-Inwood Nat'l Bank CD # 8263	659,081.81	3,100.04	0.00	0.00	662,181.85
10-Logic G.O.	2,480,859.61	10,781.81	0.00	85,000.00	2,576,641.42
<b>10-General Fund Totals:</b>	<b>18,637,987.24</b>	<b>1,813,255.38</b>	<b>-5,363,629.89</b>	<b>0.00</b>	<b>15,087,612.73</b>
15-Exchange Bldg	1,425,649.67	56,553.62	-39,333.47	0.00	1,442,869.82
20-Law Library	109,591.37	2,785.98	-1,435.31	0.00	110,942.04
21-R&B #1	148,459.54	92,792.77	-566,779.33	500,000.00	174,472.98
21-R&B #1, Texas CLASS	723,131.78	2,133.19	0.00	-500,000.00	225,264.97
21-R&B #1, TexPool Invest.	56,979.47	237.75	0.00	0.00	57,217.22
21-R&B #1, Logic	389,326.92	1,650.15	0.00	0.00	390,977.07
<b>21-R&amp;B #1 Fund Totals:</b>	<b>1,317,897.71</b>	<b>96,813.86</b>	<b>-566,779.33</b>	<b>0.00</b>	<b>847,932.24</b>
22-R&B #2	23,393.08	83,924.87	-332,911.35	400,000.00	174,406.60
22-R&B #2, Texas CLASS	577,036.90	1,346.76	0.00	-400,000.00	178,383.66
22-R&B #2, TexPool Invest.	56,971.62	237.72	0.00	0.00	57,209.34
22-R&B #2, Logic	483,894.62	2,050.98	0.00	0.00	485,945.60
<b>22-R&amp;B #2 Fund Totals:</b>	<b>1,141,296.22</b>	<b>87,560.33</b>	<b>-332,911.35</b>	<b>0.00</b>	<b>895,945.20</b>
23-R&B #3	67,644.20	80,129.01	-318,084.07	340,000.00	169,689.14
23-R&B #3, Texas CLASS	1,086,771.11	3,761.18	0.00	-340,000.00	750,532.29
23-R&B #3, TexPool Invest	103,119.75	430.27	0.00	0.00	103,550.02
23-R&B #3, Logic	344,323.15	1,459.45	0.00	0.00	345,782.60
<b>23-R&amp;B #3 Fund Totals:</b>	<b>1,601,858.21</b>	<b>85,779.91</b>	<b>-318,084.07</b>	<b>0.00</b>	<b>1,369,554.05</b>
24-R&B #4	188,927.01	78,969.20	-356,610.53	200,000.00	111,285.68
24-R&B #4, Texas CLASS	192,934.43	825.59	0.00	0.00	193,760.02
24-R&B #4, TexPool Invest	58,769.14	245.22	0.00	0.00	59,014.36
24-R&B #4, Logic	203,447.46	480.71	0.00	-200,000.00	3,928.17
<b>24-R&amp;B #4 Fund Totals:</b>	<b>644,078.04</b>	<b>80,520.72</b>	<b>-356,610.53</b>	<b>0.00</b>	<b>367,988.23</b>
25-Health Private	4,206.61	4,475.00	-5,066.09	0.00	3,615.52
26-State Health Services	-67,569.50	49,580.38	-32,053.55	0.00	-50,042.67
27-Hunt County Grants	-235,396.85	1,060,868.67	-64,979.47	23,022.00	783,514.35
27-SB22 Sheriff, Texas CLASS	30,812.58	87.62	0.00	-23,022.00	7,878.20
27-SB22 CA, Texas CLASS	160,843.94	688.28	0.00	0.00	161,532.22
27-SB22 DA, Texas CLASS	175,921.55	752.77	0.00	0.00	176,674.32
<b>27-Hunt County Grants Totals:</b>	<b>132,181.22</b>	<b>1,062,397.34</b>	<b>-64,979.47</b>	<b>0.00</b>	<b>1,129,599.09</b>
41-American Rescue Plan Funds	-64,085.00	0.00	-86,383.34	156,985.00	6,516.66
41-ARPA Funds - Texas CLASS	8,308,603.62	35,034.91	0.00	-156,985.00	8,186,653.53
<b>41-ARPA Funds - Totals:</b>	<b>8,244,518.62</b>	<b>35,034.91</b>	<b>-86,383.34</b>	<b>0.00</b>	<b>8,193,170.19</b>
44-Road Bonds	0.00	0.00	0.00	0.00	0.00
44-Road Bonds, Logic	3,470,632.95	14,710.36	0.00	0.00	3,485,343.31
<b>44-Road Bond Totals:</b>	<b>3,470,632.95</b>	<b>14,710.36</b>	<b>0.00</b>	<b>0.00</b>	<b>3,485,343.31</b>
45-Capital Improvement	-72,148.95	0.00	-132,187.48	204,152.50	-183.93
45-Capital Improvement Logic	12,857,360.91	53,834.45	0.00	-204,152.50	12,707,042.86
45-Capital Improvement TxPool	3,705,209.14	15,460.74	0.00	0.00	3,720,669.88
<b>45-Capital Improvement Totals:</b>	<b>16,490,421.10</b>	<b>69,295.19</b>	<b>-132,187.48</b>	<b>0.00</b>	<b>16,427,528.81</b>
61-Right of Way Fund	13,165.62	0.00	0.00	0.00	13,165.62
61-Right of Way Fund TxPool	10,634.24	44.38	0.00	0.00	10,678.62
<b>61-Right of Way Fund Totals</b>	<b>23,799.86</b>	<b>44.38</b>	<b>0.00</b>	<b>0.00</b>	<b>23,844.24</b>



**Hunt County Treasurer  
Monthly Report  
October 2024**

Hunt County Funds	Beginning Balance	Money Received	Money Disbursed	Transfer In/Out Investment	Month End Balance
66-Self-Insured Insurance Fund	-561,492.73	630,228.64	-945,350.56	0.00	-876,614.65
66-Self-Insured Ins. - Texas Class	111,197.00	475.83	0.00	0.00	111,672.83
<b>66-Self Insurance Fund Totals:</b>	<b>-450,295.73</b>	<b>630,704.47</b>	<b>-945,350.56</b>	<b>0.00</b>	<b>-764,941.82</b>
68-JP, DDC Fee Fund	77,807.55	175.28	-678.00	0.00	77,304.83
70-Voter Admin 19	888.12	0.00	0.00	0.00	888.12
71-DC Records Management	-417.10	0.00	0.00	0.00	-417.10
72-HAVA/CARES Grant	0.00	0.00	0.00	0.00	0.00
74-Elections Special	133,431.33	0.00	0.00	0.00	133,431.33
75-CA-DWI	21,975.50	0.00	0.00	0.00	21,975.50
77-PreTrial Intervention	154,442.99	0.00	0.00	0.00	154,442.99
81-CC RMPF	8,592.53	26,285.00	-5,384.70	-16,930.45	12,562.38
81-CC RMPF - Texas Class	1,615,305.12	6,944.64	0.00	16,930.45	1,639,180.21
<b>81-CC RMPF Totals</b>	<b>1,623,897.65</b>	<b>33,229.64</b>	<b>-5,384.70</b>	<b>0.00</b>	<b>1,651,742.59</b>
82-Courthouse Security	282,226.60	2,156.48	-3,593.83	0.00	280,789.25
83-Justice Court Sec.	63,754.29	169.00	-112.84	0.00	63,810.45
84-District Clerk Archive	72,506.46	45.00	0.00	0.00	72,551.46
85-Co & District Court Techn	20,948.87	0.00	0.00	0.00	20,948.87
86-County Record Preservation	250,288.80	2,552.98	0.00	0.00	252,841.78
87-Justice Court Technology	34,068.75	555.72	-619.47	0.00	34,005.00
88-County Clerk Archive	739,621.11	25,160.00	0.00	0.00	764,781.11
89-County Record Mgt Preserve	150,343.11	60.00	0.00	0.00	150,403.11
91-TCOLE	42,528.25	0.00	-1,459.32	0.00	41,068.93
95-Juv Prob. Local Funds	435,687.13	652,361.75	-116,897.71	0.00	971,151.17
96-Juv Prob Grant Funds	44,172.49	182,659.56	-38,237.37	0.00	188,594.68
<hr/>					
50-Debt Service (I&S)	47,686.06	9,268.45	0.00	0.00	56,954.51
50-Debt Service TexPool Inv	168,500.56	703.08	0.00	0.00	169,203.64
<b>50-Debt Service Fund Totals:</b>	<b>216,186.62</b>	<b>9,971.53</b>	<b>0.00</b>	<b>0.00</b>	<b>226,158.15</b>
<hr/>					
<b>Total of Funds:</b>	<b>30,750,935.98</b>	<b>4,255,100.89</b>	<b>-7,380,053.78</b>	<b>0.00</b>	<b>53,677,433.20</b>

**Hunt County Treasurer  
Monthly Report  
October 2024**

**HUNT COUNTY DEBT**

	<b>Mo. Beginning</b>	<b>Payment</b>	<b>Balance Due</b>
Reserve St Comptroller I	\$668,443.03	-\$1,888.23	<b>\$666,554.80</b>
Reserve St Comptroller II	\$0.00	\$0.00	<b>\$0.00</b>
Reserve St Comptroller III	\$119,316.35	-\$2,960.00	<b>\$116,356.35</b>
Reserve St Comptroller IV	\$269,854.07	-\$2,367.00	<b>\$267,487.07</b>
2017 Road Bonds Payable	\$4,870,000.00	\$0.00	<b>\$4,870,000.00</b>
2021 Road Bonds Payable	\$4,795,000.00	\$0.00	<b>\$4,795,000.00</b>
Bond Premium Payable	-\$57,943.50	\$0.00	<b>-\$57,943.50</b>
2017 Road Bond Premium	\$289,750.00	\$0.00	<b>\$289,750.00</b>
2021 Road Bond Premium	\$330,337.50	\$0.00	<b>\$330,337.50</b>
Liability Comp Absence	\$605,957.00	\$0.00	<b>\$605,957.00</b>
Tillman Tower Lease	\$211,128.02	-\$548.12	<b>\$210,579.90</b>
SBA Tower Celeste	\$714,320.42	-\$709.47	<b>\$713,610.95</b>
SBC Tower Commerce	\$714,320.42	-\$709.47	<b>\$713,610.95</b>
Konica Copier Lease	\$230,535.95	-\$4,057.06	<b>\$226,478.89</b>
DLL Copier Lease	\$25,085.06	\$0.00	<b>\$25,085.06</b>
OPEB Pension Liability	\$12,655,364.00	\$0.00	<b>\$12,655,364.00</b>
GASB 68 Pension Liability	\$6,514,278.00	\$0.00	<b>\$6,514,278.00</b>
Def. Resource Inflow Pensn	\$2,883,459.00	\$0.00	<b>\$2,883,459.00</b>
Def. Inflow Resources-OPEB	\$1,714,843.00	\$0.00	<b>\$1,714,843.00</b>
<b>Totals:</b>	<b>\$37,554,048.32</b>	<b>-\$13,239.35</b>	<b>\$37,540,808.97</b>

# Invested Funds

## October 2024

GENERAL Fund	Rate	Month Balance	
Logic	4.9905%	2,576,641.42	20.14%
Texpool	4.9130%	1,227,108.00	9.59%
Texstar	4.8722%	3,207,844.70	25.08%
Texas CLASS	5.0420%	5,118,752.50	40.01%
Inwood Ntl CD 8263 - Maturity Date 10/10/24	5.0000%	662,181.85	5.18%
<b>TOTAL:</b>		<b>12,792,528.47</b>	<b>100.00%</b>

Road & Bridge 1	Rate	Month Balance	
Logic	4.9905%	390,977.07	58.06%
Texpool	4.9130%	57,217.22	8.50%
Texas CLASS	5.0420%	225,264.97	33.45%
<b>TOTAL:</b>		<b>673,459.26</b>	<b>100.00%</b>

Road & Bridge 2	Rate	Month Balance	
Logic	4.9905%	485,945.60	67.35%
Texpool	4.9130%	57,209.34	7.93%
Texas CLASS	5.0420%	178,383.66	24.72%
<b>TOTAL:</b>		<b>721,538.60</b>	<b>100.00%</b>

Road & Bridge 3	Rate	Month Balance	
Logic	4.9905%	345,782.60	28.82%
Texpool	4.9130%	103,550.02	8.63%
Texas CLASS	5.0420%	750,532.29	62.55%
<b>TOTAL:</b>		<b>1,199,864.91</b>	<b>100.00%</b>

Road & Bridge 4	Rate	Month Balance	
Logic	4.9905%	3,928.17	1.53%
Texpool	4.9130%	59,014.36	22.99%
Texas CLASS	5.0420%	193,760.02	75.48%
<b>TOTAL:</b>		<b>256,702.55</b>	<b>100.00%</b>

Hunt County Grants - SB22	Rate	Month Balance	
Sheriff - Texas CLASS	5.0420%	7,878.20	2.28%
CA - Texas CLASS	5.0420%	161,532.22	46.67%
DA - Texas CLASS	5.0420%	176,674.32	51.05%
<b>TOTAL:</b>		<b>346,084.74</b>	<b>100.00%</b>

Capital Improvement	Rate	Month Balance	
Logic	4.9905%	12,707,042.86	77.35%
Texpool	4.9130%	3,720,669.88	22.65%
<b>TOTAL:</b>		<b>16,427,712.74</b>	<b>100.00%</b>

# Invested Funds

## October 2024

ARPA Funds	Rate	Month Balance	
Texas CLASS	5.0420%	8,186,653.53	100.00%
<b>TOTAL:</b>		<b>8,186,653.53</b>	<b>100.00%</b>

Self-Insurance Fund	Rate	Month Balance	
Texas CLASS	5.0420%	111,672.83	100.00%
<b>TOTAL:</b>		<b>111,672.83</b>	<b>100.00%</b>

Co. Clerk Records Mgmt & Preservation	Rate	Month Balance	
Texas CLASS	5.0420%	1,639,180.21	100.00%
<b>TOTAL:</b>		<b>1,639,180.21</b>	<b>100.00%</b>

(Also at 100% each as stated below)

Logic: Road Bonds	3,485,343.31
TexPool: Right of Way	10,678.62
TexPool: Debt Service I&S	169,203.64

**Total Investments:** **\$46,020,623.41**

19,273-3

**Brittni Turner  
Hunt County Treasurer**

**FY 25: Monthly Report, November 2024**

**FILED FOR RECORD**  
at 1:30 o'clock P M

**JAN 28 2025**

**BECKY LANDRUM**  
County Clerk, Hunt County, Tex.  
By 

The Treasurers' Monthly Report includes money received and disbursed as well as funds invested and debt due by Hunt County. The Treasurer's Books and the Auditor's General Ledger agree. The Bank Statements have been reconciled and approved by the County Auditor.


This affidavit must state the amount of cash and other assets that are in the custody of the county treasurer at the time of the examination. (LGC 114.026) **Month End Balance: \$52,102,559.76**


Therefore, Brittni Turner, County Treasurer of Hunt County, Texas, who being fully sworn, upon oath says that the within and foregoing report is true and correct to the best of her knowledge.

This report will be filed with accompanying reports this 28<sup>th</sup> day of January, 2025.


  
Brittni Turner, Hunt County Treasurer

Commissioners' Court having compared and examined the Treasurer's Report as presented and subject to independent auditor's review, certify the report to be correct and therefore request it be filed with the official minutes of this meeting. LGC 114.026(c)


  
Mark Hutchins, Comm., Pct #1

  
Bobby Stovall, Hunt County Judge



  
David Monroe, Comm., Pct #2

  
Garry Smith, Comm., Pct #3

  
Steven Harrison, Comm., Pct #4

**Hunt County Treasurer  
Monthly Report  
November 2024**

Hunt County Funds	Beginning Balance	Money Received	Money Disbursed	Transfer In/Out Investment	Month End Balance
<b>10-GENERAL</b>	2,295,084.26	5,291,304.09	-6,005,418.68	1,994,631.60	<b>3,575,601.27</b>
10-Texas CLASS G.O.	5,118,752.50	20,869.88	0.00	-1,337,818.15	<b>3,801,804.23</b>
10-TexPool Investment	1,227,108.00	4,770.84	0.00	0.00	<b>1,231,878.84</b>
10-TexStar Investment	3,207,844.70	12,421.56	0.00	0.00	<b>3,220,266.26</b>
10-Inwood Nat'l Bank CD # 8263	662,181.85	0.00	0.00	-662,181.85	<b>0.00</b>
10-Logic G.O.	2,576,641.42	10,240.34	0.00	5,368.40	<b>2,592,250.16</b>
<b>10-General Fund Totals:</b>	<b>15,087,612.73</b>	<b>5,339,606.71</b>	<b>-6,005,418.68</b>	<b>0.00</b>	<b>14,421,800.76</b>
<b>15-Exchange Bldg</b>	1,442,869.82	54,038.87	-34,252.19	0.00	<b>1,462,656.50</b>
<b>20-Law Library</b>	110,942.04	3,941.00	-1,431.38	0.00	<b>113,451.66</b>
<b>21-R&amp;B #1</b>	174,472.98	231,747.97	-437,662.32	250,000.00	<b>218,558.63</b>
21-R&B #1, Texas CLASS	225,264.97	903.37	0.00	0.00	<b>226,168.34</b>
21-R&B #1, TexPool Invest.	57,217.22	222.45	0.00	0.00	<b>57,439.67</b>
21-R&B #1, Logic	390,977.07	1,421.22	0.00	-250,000.00	<b>142,398.29</b>
<b>21-R&amp;B #1 Fund Totals:</b>	<b>847,932.24</b>	<b>234,295.01</b>	<b>-437,662.32</b>	<b>0.00</b>	<b>644,564.93</b>
<b>22-R&amp;B #2</b>	174,406.60	231,586.98	-348,846.86	180,000.00	<b>237,146.72</b>
22-R&B #2, Texas CLASS	178,383.66	715.37	0.00	0.00	<b>179,099.03</b>
22-R&B #2, TexPool Invest.	57,209.34	222.42	0.00	0.00	<b>57,431.76</b>
22-R&B #2, Logic	485,945.60	1,834.82	0.00	-180,000.00	<b>307,780.42</b>
<b>22-R&amp;B #2 Fund Totals:</b>	<b>895,945.20</b>	<b>234,359.59</b>	<b>-348,846.86</b>	<b>0.00</b>	<b>781,457.93</b>
<b>23-R&amp;B #3</b>	169,689.14	260,166.58	-408,676.05	220,000.00	<b>241,179.67</b>
23-R&B #3, Texas CLASS	750,532.29	3,009.81	0.00	0.00	<b>753,542.10</b>
23-R&B #3, TexPool Invest	103,550.02	402.54	0.00	0.00	<b>103,952.56</b>
23-R&B #3, Logic	345,782.60	1,257.49	0.00	-220,000.00	<b>127,040.09</b>
<b>23-R&amp;B #3 Fund Totals:</b>	<b>1,369,554.05</b>	<b>264,836.42</b>	<b>-408,676.05</b>	<b>0.00</b>	<b>1,225,714.42</b>
<b>24-R&amp;B #4</b>	111,285.68	232,942.33	-322,583.67	100,000.00	<b>121,644.34</b>
24-R&B #4, Texas CLASS	193,760.02	724.37	0.00	-100,000.00	<b>94,484.39</b>
24-R&B #4, TexPool Invest	59,014.36	229.41	0.00	0.00	<b>59,243.77</b>
24-R&B #4, Logic	3,928.17	15.56	0.00	0.00	<b>3,943.73</b>
<b>24-R&amp;B #4 Fund Totals:</b>	<b>367,988.23</b>	<b>233,911.67</b>	<b>-322,583.67</b>	<b>0.00</b>	<b>279,316.23</b>
<b>25-Health Private</b>	3,615.52	1,452.40	-7,864.99	0.00	<b>-2,797.07</b>
<b>26-State Health Services</b>	-50,042.67	46,772.93	-32,236.38	0.00	<b>-35,506.12</b>
<b>27-Hunt County Grants</b>	783,514.35	336,343.22	-383,907.15	-720,412.34	<b>15,538.08</b>
27-SB22 Sheriff, Texas CLASS	7,878.20	1,085.19	0.00	500,000.00	<b>508,963.39</b>
27-SB22 CA, Texas CLASS	161,532.22	903.45	0.00	121,333.89	<b>283,769.56</b>
27-SB22 DA, Texas CLASS	176,674.32	917.31	0.00	99,078.45	<b>276,670.08</b>
<b>27-Hunt County Grants Totals:</b>	<b>1,129,599.09</b>	<b>339,249.17</b>	<b>-383,907.15</b>	<b>0.00</b>	<b>1,084,941.11</b>
<b>41-American Rescue Plan Funds</b>	6,516.66	0.00	-118,615.75	112,099.09	<b>0.00</b>
41-ARPA Funds - Texas CLASS	8,186,653.53	32,607.58	0.00	-112,099.09	<b>8,107,162.02</b>
<b>41-ARPA Funds - Totals:</b>	<b>8,193,170.19</b>	<b>32,607.58</b>	<b>-118,615.75</b>	<b>0.00</b>	<b>8,107,162.02</b>
<b>44-Road Bonds</b>	0.00	0.00	0.00	0.00	<b>0.00</b>
44-Road Bonds, Logic	3,485,343.31	13,835.63	0.00	0.00	<b>3,499,178.94</b>
<b>44-Road Bond Totals:</b>	<b>3,485,343.31</b>	<b>13,835.63</b>	<b>0.00</b>	<b>0.00</b>	<b>3,499,178.94</b>
<b>45-Capital Improvement</b>	-183.93	0.00	-253,516.28	252,830.21	<b>-870.00</b>
45-Capital Improvement Logic	12,707,042.86	49,913.73	0.00	-252,830.21	<b>12,504,126.38</b>
45-Capital Improvement TxPool	3,720,669.88	14,465.45	0.00	0.00	<b>3,735,135.33</b>
<b>45-Capital Improvement Totals:</b>	<b>16,427,528.81</b>	<b>64,379.18</b>	<b>-253,516.28</b>	<b>0.00</b>	<b>16,238,391.71</b>
<b>61-Right of Way Fund</b>	13,165.62	0.00	0.00	0.00	<b>13,165.62</b>
61-Right of Way Fund TxPool	10,678.62	41.54	0.00	0.00	<b>10,720.16</b>
<b>61-Right of Way Fund Totals</b>	<b>23,844.24</b>	<b>41.54</b>	<b>0.00</b>	<b>0.00</b>	<b>23,885.78</b>

**Hunt County Treasurer  
Monthly Report  
November 2024**

Hunt County Funds	Beginning Balance	Money Received	Money Disbursed	Transfer In/Out Investment	Month End Balance
66-Self-Insured Insurance Fund	-876,614.65	934,122.81	-805,071.86	0.00	-747,563.70
66-Self-Insured Ins. - Texas Class	111,672.83	447.83	0.00	0.00	112,120.66
<b>66-Self Insurance Fund Totals:</b>	<b>-764,941.82</b>	<b>934,570.64</b>	<b>-805,071.86</b>	<b>0.00</b>	<b>-635,443.04</b>
68-JP, DDC Fee Fund	77,304.83	898.91	-338.07	0.00	77,865.67
70-Voter Admin 19	888.12	0.00	0.00	0.00	888.12
71-DC Records Management	-417.10	0.03	0.00	0.00	-417.07
72-HAVA/CARES Grant	0.00	0.00	0.00	0.00	0.00
74-Elections Special	133,431.33	0.00	0.00	0.00	133,431.33
75-CA-DWI	21,975.50	225.46	0.00	0.00	22,200.96
77-PreTrial Intervention	154,442.99	2,290.00	0.00	0.00	156,732.99
81-CC RMPF	12,562.38	20,418.00	-56,866.62	29,075.74	5,189.50
81-CC RMPF - Texas Class	1,639,180.21	6,558.22	0.00	-29,075.74	1,616,662.69
<b>81-CC RMPF Totals</b>	<b>1,651,742.59</b>	<b>26,976.22</b>	<b>-56,866.62</b>	<b>0.00</b>	<b>1,621,852.19</b>
82-Courthouse Security	280,789.25	4,042.12	-2,206.17	0.00	282,625.20
83-Justice Court Sec.	63,810.45	532.19	-37.99	0.00	64,304.65
84-District Clerk Archive	72,551.46	15.00	0.00	0.00	72,566.46
85-Co & District Court Techn	20,948.87	74.83	0.00	0.00	21,023.70
86-County Record Preservation	252,841.78	3,347.80	0.00	0.00	256,189.58
87-Justice Court Technology	34,005.00	1,744.50	-619.64	0.00	35,129.86
88-County Clerk Archive	764,781.11	19,430.00	-110,745.60	0.00	673,465.51
89-County Record Mgt Preserve	150,403.11	3,594.95	0.00	0.00	153,998.06
91-TCOLE	41,068.93	0.00	-175.00	0.00	40,893.93
95-Juv Prob. Local Funds	971,151.17	14,832.35	-59,433.21	0.00	926,550.31
96-Juv Prob Grant Funds	188,594.68	1,485.76	-106,494.78	0.00	83,585.66
<hr/>					
50-Debt Service (I&S)	56,954.51	44,080.94	0.00	0.00	101,035.45
50-Debt Service TexPool Inv	169,203.64	657.80	0.00	0.00	169,861.44
<b>50-Debt Service Fund Totals:</b>	<b>226,158.15</b>	<b>44,738.74</b>	<b>0.00</b>	<b>0.00</b>	<b>270,896.89</b>
<hr/>					
<b>Total of Funds:</b>	<b>27,836,227.14</b>	<b>6,881,105.63</b>	<b>-8,573,313.03</b>	<b>0.00</b>	<b>52,102,559.76</b>

**Hunt County Treasurer  
Monthly Report  
November 2024**

**HUNT COUNTY DEBT**

	<b>Mo. Beginning</b>	<b>Payment</b>	<b>Balance Due</b>
Reserve St Comptroller I	\$666,554.80	-\$1,888.23	<b>\$664,666.57</b>
Reserve St Comptroller II	\$0.00	\$0.00	<b>\$0.00</b>
Reserve St Comptroller III	\$116,356.35	-\$2,960.00	<b>\$113,396.35</b>
Reserve St Comptroller IV	\$267,487.07	-\$2,367.00	<b>\$265,120.07</b>
2017 Road Bonds Payable	\$4,870,000.00	\$0.00	<b>\$4,870,000.00</b>
2021 Road Bonds Payable	\$4,795,000.00	\$0.00	<b>\$4,795,000.00</b>
Bond Premium Payable	-\$57,943.50	\$0.00	<b>-\$57,943.50</b>
2017 Road Bond Premium	\$289,750.00	\$0.00	<b>\$289,750.00</b>
2021 Road Bond Premium	\$330,337.50	\$0.00	<b>\$330,337.50</b>
Liability Comp Absence	\$605,957.00	\$0.00	<b>\$605,957.00</b>
Tillman Tower Lease	\$210,579.90	-\$549.03	<b>\$210,030.87</b>
SBA Tower Celeste	\$713,610.95	-\$710.65	<b>\$712,900.30</b>
SBC Tower Commerce	\$713,610.95	-\$710.65	<b>\$712,900.30</b>
Konica Copier Lease	\$226,478.89	-\$4,064.80	<b>\$222,414.09</b>
DLL Copier Lease	\$25,085.06	-\$915.53	<b>\$24,169.53</b>
OPEB Pension Liability	\$12,655,364.00	\$0.00	<b>\$12,655,364.00</b>
GASB 68 Pension Liability	\$6,514,278.00	\$0.00	<b>\$6,514,278.00</b>
Def. Resource Inflow Pensn	\$2,883,459.00	\$0.00	<b>\$2,883,459.00</b>
Def. Inflow Resources-OPEB	\$1,714,843.00	\$0.00	<b>\$1,714,843.00</b>
<b>Totals:</b>	<b>\$37,540,808.97</b>	<b>-\$14,165.89</b>	<b>\$37,526,643.08</b>



# Invested Funds November 2024

GENERAL Fund	Rate	Month Balance	
Logic	4.8298%	2,592,250.16	23.90%
Texpool	4.7302%	1,231,878.84	11.36%
Texstar	4.7112%	3,220,266.26	29.69%
Texas CLASS	4.8835%	3,801,804.23	35.05%
Inwood Ntl CD 8263 - Cashed out at Maturity	5.0000%	0.00	0.00%
<b>TOTAL:</b>		<b>10,846,199.49</b>	<b>100.00%</b>

Road & Bridge 1	Rate	Month Balance	
Logic	4.8298%	142,398.29	33.43%
Texpool	4.7302%	57,439.67	13.48%
Texas CLASS	4.8835%	226,168.34	53.09%
<b>TOTAL:</b>		<b>426,006.30</b>	<b>100.00%</b>

Road & Bridge 2	Rate	Month Balance	
Logic	4.8298%	307,780.42	56.54%
Texpool	4.7302%	57,431.76	10.55%
Texas CLASS	4.8835%	179,099.03	32.90%
<b>TOTAL:</b>		<b>544,311.21</b>	<b>100.00%</b>

Road & Bridge 3	Rate	Month Balance	
Logic	4.8298%	127,040.09	12.90%
Texpool	4.7302%	103,952.56	10.56%
Texas CLASS	4.8835%	753,542.10	76.54%
<b>TOTAL:</b>		<b>984,534.75</b>	<b>100.00%</b>

Road & Bridge 4	Rate	Month Balance	
Logic	4.8298%	3,943.73	2.50%
Texpool	4.7302%	59,243.77	37.57%
Texas CLASS	4.8835%	94,484.39	59.92%
<b>TOTAL:</b>		<b>157,671.89</b>	<b>100.00%</b>

Hunt County Grants - SB22	Rate	Month Balance	
Sheriff - Texas CLASS	4.8835%	508,963.39	47.59%
CA - Texas CLASS	4.8835%	283,769.56	26.54%
DA - Texas CLASS	4.8835%	276,670.08	25.87%
<b>TOTAL:</b>		<b>1,069,403.03</b>	<b>100.00%</b>

Capital Improvement	Rate	Month Balance	
Logic	4.8298%	12,504,126.38	77.00%
Texpool	4.7302%	3,735,135.33	23.00%
<b>TOTAL:</b>		<b>16,239,261.71</b>	<b>100.00%</b>

# Invested Funds November 2024

ARPA Funds	Rate	Month Balance	
Texas CLASS	4.8835%	8,107,162.02	100.00%
<b>TOTAL:</b>		<b>8,107,162.02</b>	<b>100.00%</b>

Self-Insurance Fund	Rate	Month Balance	
Texas CLASS	4.8835%	112,120.66	100.00%
<b>TOTAL:</b>		<b>112,120.66</b>	<b>100.00%</b>

Co. Clerk Records Mgmt & Preservation	Rate	Month Balance	
Texas CLASS	4.8835%	1,616,662.69	100.00%
<b>TOTAL:</b>		<b>1,616,662.69</b>	<b>100.00%</b>

(Also at 100% each as stated below)

Logic: Road Bonds	3,499,178.94
TexPool: Right of Way	10,720.16
TexPool: Debt Service I&S	169,861.44

**Total Investments:** **\$43,783,094.29**